

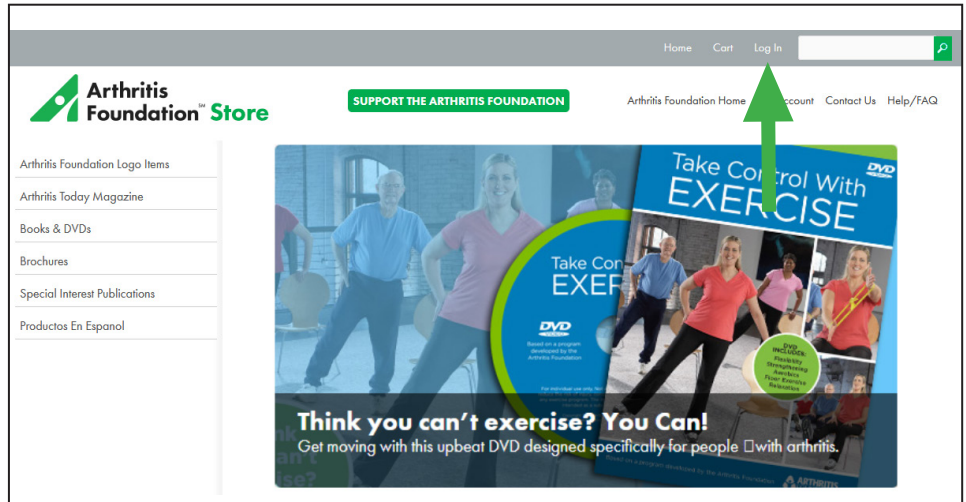
FREE DOWNLOADABLE BROCHURE INSTRUCTIONS

Step 1:

Go to www.AFStore.org

Step 2:

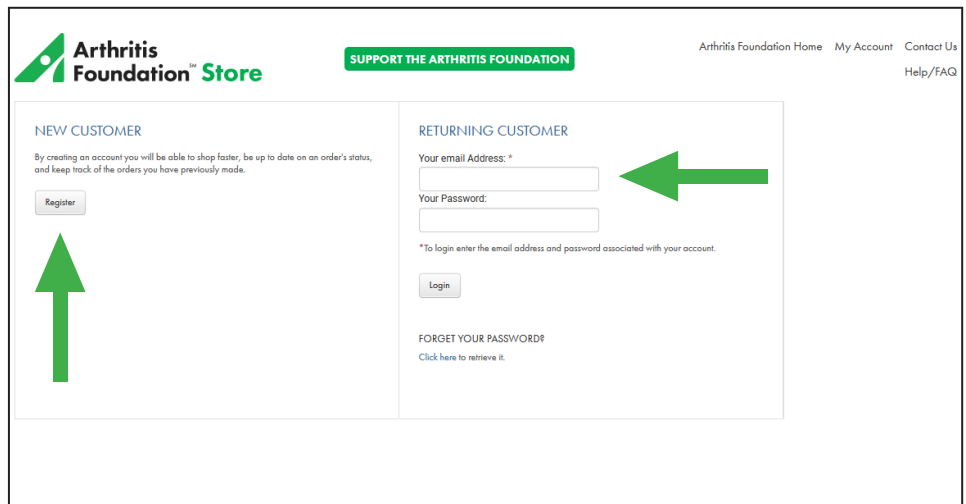
Click **Log In** located in the grey bar at the top of the page.



Step 3:

If you are logging in for the first time, click the **REGISTER** button on the left side of the page under **NEW CUSTOMER**.

Once registered, you will log in under **RETURNING CUSTOMER** for future orders and downloads.

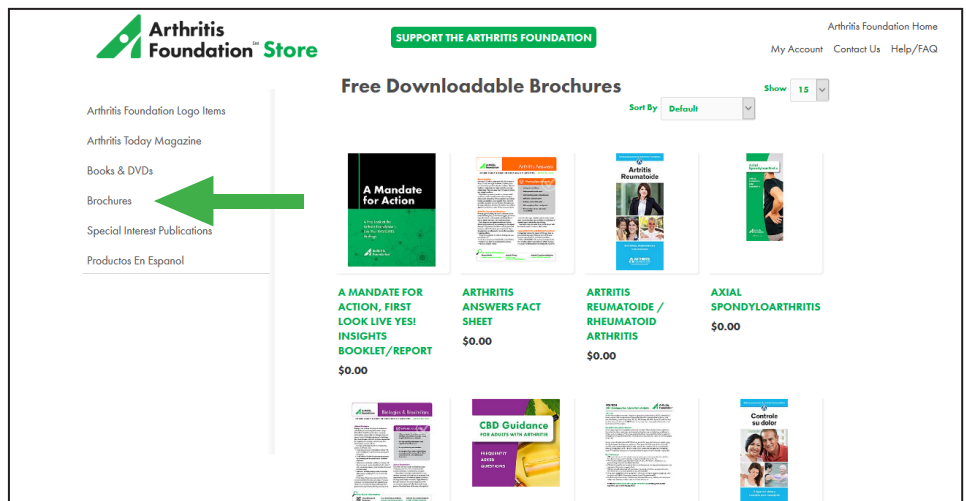


Step 4:

Click on the **Brochures** tab on the left side of the page.

Two options will appear:
For Healthcare Professionals/Bulk and Free Downloadable Brochures

Select **Free Downloadable Brochures**

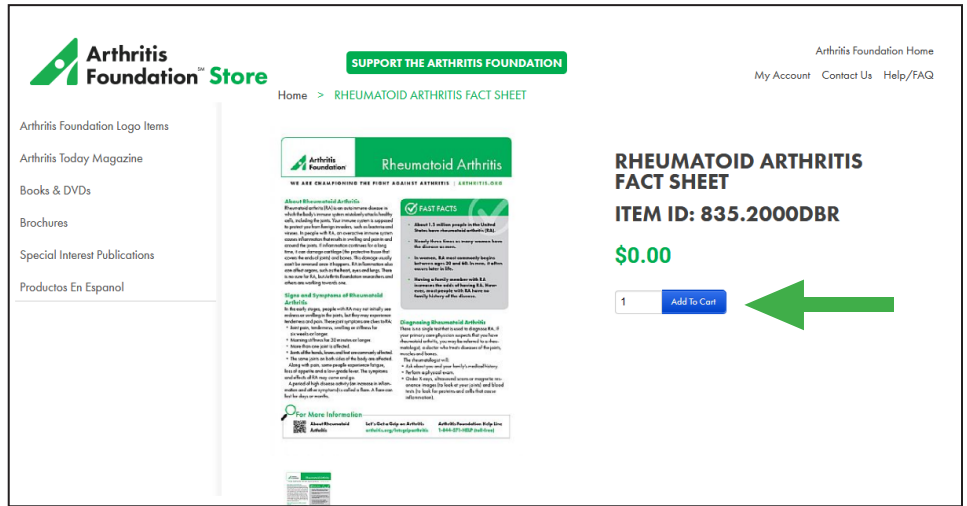


Step 5:

Scroll through the pages and select the brochures and/or one-page Fact Sheets you would like to order.

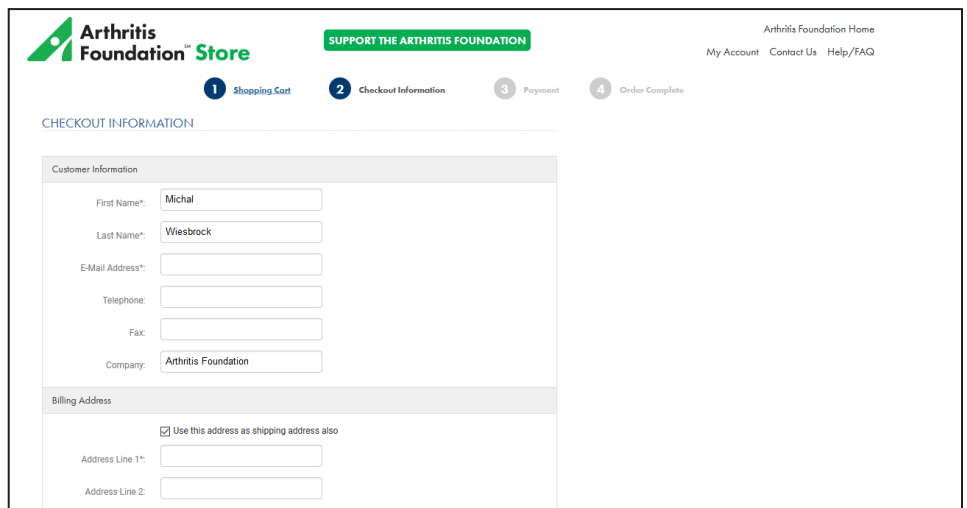
Select **1** as the **Quantity** then click **Add to Cart** in the blue box.

Once you have finished selecting your items, click **Checkout**.



Step 6:

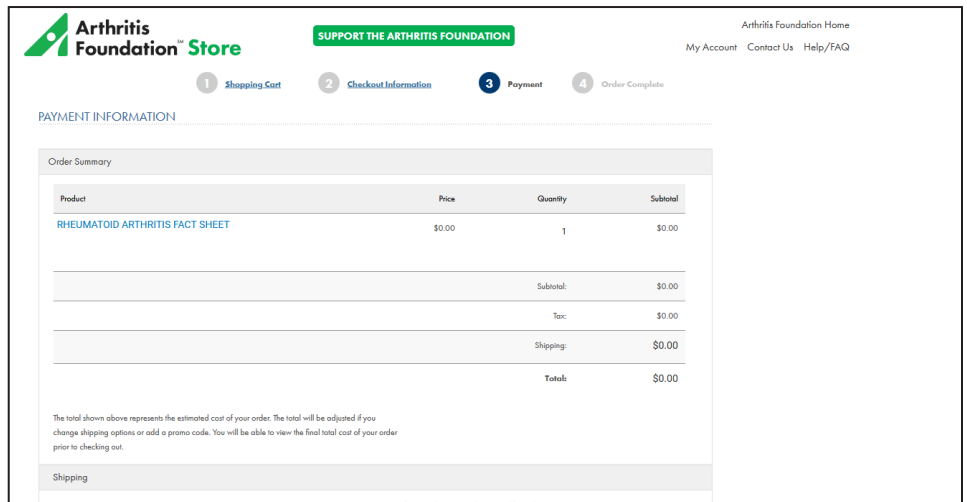
Fill out and confirm your **Check Out** information. You will need to put in a mailing address and contact information even though you will receive the files electronically via email.



Step 7:

On the **Check Out** page, confirm the order is correct and click **Place Order** at the bottom of the page. You do not need to fill out any additional information on this page.

Note that the total 'charge' for the order will be \$0.



Step 8:

Check your email for the items and download to your desktop. You can email a copy of the brochure/Fact Sheet to your patients or print as needed.

Questions? Need help ordering or would like additional information?
Please contact your local Arthritis Foundation staff member at Washington@arthritis.org.